



## Shree Santkrupa College of Pharmacy, Ghogaon

### Feedback Analysis

**Title :** Faculty Feedback

**Academic Year :** 2019-20

**Class :** First Semester [ B. Pharmacy ]

**Details :** Sachinkumar Patil

Total number of response(s) : 50 / 50

Question	Regularity and punctuality of the teacher			
Answer	Value	No. of response(s)	Response value	Response %
● Excellent	4	43	172	86.00
● Good	3	7	21	10.50
● Fair	2	0	0	0.00
● Poor	1	0	0	0.00
Performance				96.50



Question	Subject Knowledge of the teacher			
Answer	Value	No. of response(s)	Response value	Response %
● Excellent	4	38	152	76.00
● Good	3	12	36	18.00
● Fair	2	0	0	0.00
● Poor	1	0	0	0.00
Performance				94.00



Question	Communication Skills of the teacher			
Answer	Value	No. of response(s)	Response value	Response %
● Excellent	4	41	164	82.00
● Good	3	8	24	12.00
● Fair	2	1	2	1.00
● Poor	1	0	0	0.00
Performance				95.00



Question	Creating interest in the subject			
Answer	Value	No. of response(s)	Response value	Response %
● Excellent	4	40	160	80.00
● Good	3	8	24	12.00
● Fair	2	2	4	2.00
● Poor	1	0	0	0.00
Performance				94.00



Question	Refers latest development in the field			
Answer	Value	No. of response(s)	Response value	Response %
● Excellent	4	39	156	78.00
● Good	3	11	33	16.50
● Fair	2	0	0	0.00
● Poor	1	0	0	0.00
Performance				94.50



Question	Scheduled organization of assignments, class tests, quizzes & seminars			
Answer	Value	No. of response(s)	Response value	Response %
● Excellent	4	35	140	70.00
● Good	3	14	42	21.00
● Fair	2	1	2	1.00
● Poor	1	0	0	0.00
Performance				92.00



Question	Motivation to Students			
Answer	Value	No. of response(s)	Response value	Response %
● Excellent	4	36	144	72.00
● Good	3	12	36	18.00
● Fair	2	2	4	2.00
● Poor	1	0	0	0.00
Performance				92.00



Question	Clarification of doubts & interaction with students			
Answer	Value	No. of response(s)	Response value	Response %
● Excellent	4	40	160	80.00
● Good	3	9	27	13.50
● Fair	2	1	2	1.00
● Poor	1	0	0	0.00
Performance				94.50



Question	Class Control			
Answer	Value	No. of response(s)	Response value	Response %
● Excellent	4	34	136	68.00
● Good	3	14	42	21.00
● Fair	2	2	4	2.00
● Poor	1	0	0	0.00
Performance				91.00



Question	Availability of teacher beyond classes & cooperation to solve problems			
Answer	Value	No. of response(s)	Response value	Response %
● Excellent	4	40	160	80.00
● Good	3	10	30	15.00
● Fair	2	0	0	0.00
● Poor	1	0	0	0.00
Performance				95.00



Question	Regular checking of laboratory Journals			
Answer	Value	No. of response(s)	Response value	Response %
● Excellent	4	35	140	70.00
● Good	3	14	42	21.00
● Fair	2	1	2	1.00
● Poor	1	0	0	0.00
Performance				92.00



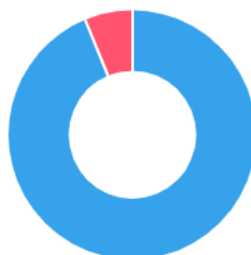
Question	Availability of teacher in the laboratory for whole duration of practical			
Answer	Value	No. of response(s)	Response value	Response %
● Excellent	4	37	148	74.00
● Good	3	12	36	18.00
● Fair	2	1	2	1.00
● Poor	1	0	0	0.00
Performance				93.00



Question	Helping the students in conducting experiments through set of instruction or demonstration			
Answer	Value	No. of response(s)	Response value	Response %
● Excellent	4	42	168	84.00
● Good	3	7	21	10.50
● Fair	2	1	2	1.00
● Poor	1	0	0	0.00
Performance				95.50



● Achieved ● Scope for improvement



Achieved 93.77 | Scope for improvement 6.23

**Interpretation and Action Taken**

Enter interpretation and action taken for this feedback.



## Shree Santkrupa College of Pharmacy, Ghogaon

### Feedback Analysis

**Title :** Faculty Feedback

**Academic Year :** 2019-20

**Class :** Third Semester [ B. Pharmacy ]

**Details :** Ms. Nilima Rane

Total number of response(s) : 67 / 67

Question	Regularity and punctuality of the teacher			
Answer	Value	No. of response(s)	Response value	Response %
● Excellent	4	54	216	80.60
● Good	3	13	39	14.55
● Fair	2	0	0	0.00
● Poor	1	0	0	0.00
Performance				95.15



Question	Subject Knowledge of the teacher			
Answer	Value	No. of response(s)	Response value	Response %
● Excellent	4	55	220	82.09
● Good	3	11	33	12.31
● Fair	2	1	2	0.75
● Poor	1	0	0	0.00
Performance				95.15



Question	Communication Skills of the teacher			
Answer	Value	No. of response(s)	Response value	Response %
● Excellent	4	52	208	77.61
● Good	3	14	42	15.67
● Fair	2	1	2	0.75
● Poor	1	0	0	0.00
Performance				94.03



Question	Creating interest in the subject			
Answer	Value	No. of response(s)	Response value	Response %
● Excellent	4	50	200	74.63
● Good	3	14	42	15.67
● Fair	2	2	4	1.49
● Poor	1	1	1	0.37
Performance				92.16



Question	Refers latest development in the field			
Answer	Value	No. of response(s)	Response value	Response %
● Excellent	4	44	176	65.67
● Good	3	23	69	25.75
● Fair	2	0	0	0.00
● Poor	1	0	0	0.00
Performance				91.42



Question	Scheduled organization of assignments, class tests, quizzes & seminars			
Answer	Value	No. of response(s)	Response value	Response %
● Excellent	4	51	204	76.12
● Good	3	16	48	17.91
● Fair	2	0	0	0.00
● Poor	1	0	0	0.00
Performance				94.03



Question	Motivation to Students			
Answer	Value	No. of response(s)	Response value	Response %
● Excellent	4	53	212	79.10
● Good	3	13	39	14.55
● Fair	2	1	2	0.75
● Poor	1	0	0	0.00
Performance				94.40



Question	Clarification of doubts & interaction with students			
Answer	Value	No. of response(s)	Response value	Response %
● Excellent	4	49	196	73.13
● Good	3	16	48	17.91
● Fair	2	2	4	1.49
● Poor	1	0	0	0.00
Performance				92.54



Question	Class Control			
Answer	Value	No. of response(s)	Response value	Response %
● Excellent	4	55	220	82.09
● Good	3	11	33	12.31
● Fair	2	1	2	0.75
● Poor	1	0	0	0.00
Performance				95.15



Question	Availability of teacher beyond classes & cooperation to solve problems			
Answer	Value	No. of response(s)	Response value	Response %
● Excellent	4	50	200	74.63
● Good	3	16	48	17.91
● Fair	2	1	2	0.75
● Poor	1	0	0	0.00
Performance				93.28



Question	Regular checking of laboratory Journals			
Answer	Value	No. of response(s)	Response value	Response %
● Excellent	4	53	212	79.10
● Good	3	11	33	12.31
● Fair	2	3	6	2.24
● Poor	1	0	0	0.00
Performance				93.66



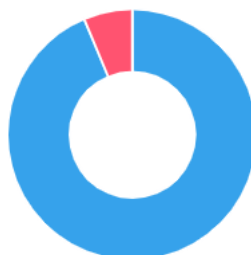
Question	Availability of teacher in the laboratory for whole duration of practical			
Answer	Value	No. of response(s)	Response value	Response %
● Excellent	4	52	208	77.61
● Good	3	15	45	16.79
● Fair	2	0	0	0.00
● Poor	1	0	0	0.00
Performance				94.40



Question	Helping the students in conducting experiments through set of instruction or demonstration			
Answer	Value	No. of response(s)	Response value	Response %
● Excellent	4	49	196	73.13
● Good	3	17	51	19.03
● Fair	2	1	2	0.75
● Poor	1	0	0	0.00
Performance				92.91



● Achieved ● Scope for improvement



Achieved 93.71 | Scope for improvement 6.29

**Interpretation and Action Taken**

Enter interpretation and action taken for this feedback.



## Shree Santkrupa College of Pharmacy, Ghogaon

### Feedback Analysis

**Title :** Faculty Feedback

**Academic Year :** 2019-20

**Class :** Fifth Semester [ B. Pharmacy ]

**Details :** Aparna Janugade

Total number of response(s) : 65 / 65

Question	Regularity and punctuality of the teacher			
Answer	Value	No. of response(s)	Response value	Response %
● Excellent	4	41	164	63.08
● Good	3	19	57	21.92
● Fair	2	4	8	3.08
● Poor	1	1	1	0.38
Performance				88.46



Question	Subject Knowledge of the teacher			
Answer	Value	No. of response(s)	Response value	Response %
● Excellent	4	34	136	52.31
● Good	3	25	75	28.85
● Fair	2	5	10	3.85
● Poor	1	1	1	0.38
Performance				85.38



Question	Communication Skills of the teacher			
Answer	Value	No. of response(s)	Response value	Response %
● Excellent	4	36	144	55.38
● Good	3	24	72	27.69
● Fair	2	3	6	2.31
● Poor	1	2	2	0.77
Performance				86.15



Question	Creating interest in the subject			
Answer	Value	No. of response(s)	Response value	Response %
● Excellent	4	37	148	56.92
● Good	3	23	69	26.54
● Fair	2	3	6	2.31
● Poor	1	2	2	0.77
Performance				86.54



Question	Refers latest development in the field			
Answer	Value	No. of response(s)	Response value	Response %
● Excellent	4	35	140	53.85
● Good	3	26	78	30.00
● Fair	2	2	4	1.54
● Poor	1	2	2	0.77
Performance				86.15



Question	Scheduled organization of assignments, class tests, quizzes & seminars			
Answer	Value	No. of response(s)	Response value	Response %
● Excellent	4	36	144	55.38
● Good	3	24	72	27.69
● Fair	2	3	6	2.31
● Poor	1	2	2	0.77
Performance				86.15



Question	Motivation to Students			
Answer	Value	No. of response(s)	Response value	Response %
● Excellent	4	33	132	50.77
● Good	3	25	75	28.85
● Fair	2	5	10	3.85
● Poor	1	2	2	0.77
Performance				84.23



Question	Clarification of doubts & interaction with students			
Answer	Value	No. of response(s)	Response value	Response %
● Excellent	4	33	132	50.77
● Good	3	26	78	30.00
● Fair	2	4	8	3.08
● Poor	1	2	2	0.77
Performance				84.62



Question	Class Control			
Answer	Value	No. of response(s)	Response value	Response %
● Excellent	4	37	148	56.92
● Good	3	20	60	23.08
● Fair	2	5	10	3.85
● Poor	1	3	3	1.15
Performance				85.00



Question	Availability of teacher beyond classes & cooperation to solve problems			
Answer	Value	No. of response(s)	Response value	Response %
● Excellent	4	39	156	60.00
● Good	3	21	63	24.23
● Fair	2	2	4	1.54
● Poor	1	3	3	1.15
Performance				86.92



Question	Regular checking of laboratory Journals			
Answer	Value	No. of response(s)	Response value	Response %
● Excellent	4	36	144	55.38
● Good	3	22	66	25.38
● Fair	2	4	8	3.08
● Poor	1	3	3	1.15
Performance				85.00



Question	Availability of teacher in the laboratory for whole duration of practical			
Answer	Value	No. of response(s)	Response value	Response %
● Excellent	4	38	152	58.46
● Good	3	23	69	26.54
● Fair	2	1	2	0.77
● Poor	1	3	3	1.15
Performance				86.92



Question	Helping the students in conducting experiments through set of instruction or demonstration			
Answer	Value	No. of response(s)	Response value	Response %
● Excellent	4	36	144	55.38
● Good	3	25	75	28.85
● Fair	2	1	2	0.77
● Poor	1	3	3	1.15
Performance				86.15



● Achieved ● Scope for improvement



Achieved 85.97 | Scope for improvement 14.03

**Interpretation and Action Taken**

Enter interpretation and action taken for this feedback.



## Shree Santkrupa College of Pharmacy, Ghogaon

### Feedback Analysis

**Title :** Faculty Feedback

**Academic Year :** 2019-20

**Class :** Seventh Semester [ B. Pharmacy ]

**Details :** Ramling Patrakar

Total number of response(s) : 67 / 67

Question	Regularity and punctuality of the teacher			
Answer	Value	No. of response(s)	Response value	Response %
● Excellent	4	52	208	77.61
● Good	3	14	42	15.67
● Fair	2	1	2	0.75
● Poor	1	0	0	0.00
Performance				94.03



Question	Subject Knowledge of the teacher			
Answer	Value	No. of response(s)	Response value	Response %
● Excellent	4	50	200	74.63
● Good	3	15	45	16.79
● Fair	2	2	4	1.49
● Poor	1	0	0	0.00
Performance				92.91



Question	Communication Skills of the teacher			
Answer	Value	No. of response(s)	Response value	Response %
● Excellent	4	51	204	76.12
● Good	3	15	45	16.79
● Fair	2	1	2	0.75
● Poor	1	0	0	0.00
Performance				93.66



Question	Creating interest in the subject			
Answer	Value	No. of response(s)	Response value	Response %
● Excellent	4	49	196	73.13
● Good	3	16	48	17.91
● Fair	2	2	4	1.49
● Poor	1	0	0	0.00
Performance				92.54



Question	Refers latest development in the field			
Answer	Value	No. of response(s)	Response value	Response %
● Excellent	4	51	204	76.12
● Good	3	15	45	16.79
● Fair	2	1	2	0.75
● Poor	1	0	0	0.00
Performance				93.66



Question	Scheduled organization of assignments, class tests, quizzes & seminars			
Answer	Value	No. of response(s)	Response value	Response %
● Excellent	4	49	196	73.13
● Good	3	16	48	17.91
● Fair	2	2	4	1.49
● Poor	1	0	0	0.00
Performance				92.54



Question	Motivation to Students			
Answer	Value	No. of response(s)	Response value	Response %
● Excellent	4	48	192	71.64
● Good	3	16	48	17.91
● Fair	2	3	6	2.24
● Poor	1	0	0	0.00
Performance				91.79



Question	Clarification of doubts & interaction with students			
Answer	Value	No. of response(s)	Response value	Response %
● Excellent	4	51	204	76.12
● Good	3	13	39	14.55
● Fair	2	2	4	1.49
● Poor	1	1	1	0.37
Performance				92.54



Question	Class Control			
Answer	Value	No. of response(s)	Response value	Response %
● Excellent	4	47	188	70.15
● Good	3	16	48	17.91
● Fair	2	3	6	2.24
● Poor	1	1	1	0.37
Performance				90.67



Question	Availability of teacher beyond classes & cooperation to solve problems			
Answer	Value	No. of response(s)	Response value	Response %
● Excellent	4	51	204	76.12
● Good	3	12	36	13.43
● Fair	2	3	6	2.24
● Poor	1	1	1	0.37
Performance				92.16



Question	Regular checking of laboratory Journals			
Answer	Value	No. of response(s)	Response value	Response %
● Excellent	4	51	204	76.12
● Good	3	13	39	14.55
● Fair	2	2	4	1.49
● Poor	1	1	1	0.37
Performance				92.54



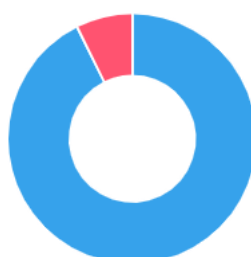
Question	Availability of teacher in the laboratory for whole duration of practical			
Answer	Value	No. of response(s)	Response value	Response %
● Excellent	4	52	208	77.61
● Good	3	11	33	12.31
● Fair	2	4	8	2.99
● Poor	1	0	0	0.00
Performance				92.91



Question	Helping the students in conducting experiments through set of instruction or demonstration			
Answer	Value	No. of response(s)	Response value	Response %
● Excellent	4	51	204	76.12
● Good	3	12	36	13.43
● Fair	2	4	8	2.99
● Poor	1	0	0	0.00
Performance				92.54



● Achieved ● Scope for improvement



Achieved 92.65 | Scope for improvement 7.35

**Interpretation and Action Taken**

Enter interpretation and action taken for this feedback.





## Shree Santkrupa College of Pharmacy, Ghogaon

### Feedback Analysis

**Title :** Faculty Feedback

**Academic Year :** 2019-20

**Class :** Second Semester [ Pharmaceutics ]

**Details :** Jameel Ahmed Mulla

Total number of response(s) : 6 / 6

Question	Regularity and punctuality of the teacher			
Answer	Value	No. of response(s)	Response value	Response %
● Excellent	4	4	16	66.67
● Good	3	1	3	12.50
● Fair	2	1	2	8.33
● Poor	1	0	0	0.00
Performance				87.50



Question	Subject Knowledge of the teacher			
Answer	Value	No. of response(s)	Response value	Response %
● Excellent	4	5	20	83.33
● Good	3	1	3	12.50
● Fair	2	0	0	0.00
● Poor	1	0	0	0.00
Performance				95.83



Question	Communication Skills of the teacher			
Answer	Value	No. of response(s)	Response value	Response %
● Excellent	4	3	12	50.00
● Good	3	3	9	37.50
● Fair	2	0	0	0.00
● Poor	1	0	0	0.00
Performance				87.50



Question	Creating interest in the subject			
Answer	Value	No. of response(s)	Response value	Response %
● Excellent	4	5	20	83.33
● Good	3	1	3	12.50
● Fair	2	0	0	0.00
● Poor	1	0	0	0.00
Performance				95.83



Question	Refers latest development in the field			
Answer	Value	No. of response(s)	Response value	Response %
● Excellent	4	6	24	100.00
● Good	3	0	0	0.00
● Fair	2	0	0	0.00
● Poor	1	0	0	0.00
Performance				100.00



Question	Scheduled organization of assignments, class tests, quizzes & seminars			
Answer	Value	No. of response(s)	Response value	Response %
● Excellent	4	4	16	66.67
● Good	3	2	6	25.00
● Fair	2	0	0	0.00
● Poor	1	0	0	0.00
Performance				91.67



Question	Motivation to Students			
Answer	Value	No. of response(s)	Response value	Response %
● Excellent	4	4	16	66.67
● Good	3	2	6	25.00
● Fair	2	0	0	0.00
● Poor	1	0	0	0.00
Performance				91.67



Question	Clarification of doubts & interaction with students			
Answer	Value	No. of response(s)	Response value	Response %
Excellent	4	3	12	50.00
Good	3	3	9	37.50
Fair	2	0	0	0.00
Poor	1	0	0	0.00
Performance				87.50



Question	Class Control			
Answer	Value	No. of response(s)	Response value	Response %
Excellent	4	2	8	33.33
Good	3	4	12	50.00
Fair	2	0	0	0.00
Poor	1	0	0	0.00
Performance				83.33



Question	Availability of teacher beyond classes & cooperation to solve problems			
Answer	Value	No. of response(s)	Response value	Response %
Excellent	4	4	16	66.67
Good	3	2	6	25.00
Fair	2	0	0	0.00
Poor	1	0	0	0.00
Performance				91.67



Question	Regular checking of laboratory Journals			
Answer	Value	No. of response(s)	Response value	Response %
Excellent	4	3	12	50.00
Good	3	3	9	37.50
Fair	2	0	0	0.00
Poor	1	0	0	0.00
Performance				87.50



Question	Availability of teacher in the laboratory for whole duration of practical			
Answer	Value	No. of response(s)	Response value	Response %
Excellent	4	4	16	66.67
Good	3	2	6	25.00
Fair	2	0	0	0.00
Poor	1	0	0	0.00
Performance				91.67



Question	Helping the students in conducting experiments through set of instruction or demonstration			
Answer	Value	No. of response(s)	Response value	Response %
Excellent	4	4	16	66.67
Good	3	2	6	25.00
Fair	2	0	0	0.00
Poor	1	0	0	0.00
Performance				91.67



Achieved Scope for improvement



Achieved 91.03 | Scope for improvement 8.97

**Interpretation and Action Taken**

Enter interpretation and action taken for this feedback.



## Shree Santkrupa College of Pharmacy, Ghogaon

### Feedback Analysis

**Title :** Teachers Feedback on curriculum and Ambiance

**Academic Year :** 2019-20

**Class :** B. Pharmacy

**Details :** Activity

Total number of response(s) : 16

Question	How will you rate Academic performance and Ambience of the institute ?			
Answer	Value	No. of response(s)	Response value	Response %
● Excellent	5	15	75	93.75
● Very Good	4	1	4	6.25
● Good	3	0	0	0.00
● Average	2	0	0	0.00
● Need to improve	1	0	0	0.00
Performance				98.75



Question	Availability of Course materials such as Textbooks, Reference Books, Journals, e-Learning etc.			
Answer	Value	No. of response(s)	Response value	Response %
● Excellent	5	10	50	62.50
● Very Good	4	6	24	37.50
● Good	3	0	0	0.00
● Average	2	0	0	0.00
● Poor	1	0	0	0.00
Performance				92.50



Question	Availability of appropriate ICT tools for teaching learning process in the institute ?			
Answer	Value	No. of response(s)	Response value	Response %
● Excellent	5	6	30	37.50
● Very Good	4	8	32	50.00
● Good	3	2	6	12.50
● Average	2	0	0	0.00
● Poor	1	0	0	0.00
Performance				85.00



Question	Whether the syllabus of programme is satisfying the industry needs & requirements ?			
Answer	Value	No. of response(s)	Response value	Response %
● Excellent	5	9	45	56.25
● Very Good	4	5	20	31.25
● Good	3	1	3	6.25
● Average	2	1	2	6.25
● Poor	1	0	0	0.00
Performance				87.50



Question	Whether the promotional activities are available for the staff ?			
Answer	Value	No. of response(s)	Response value	Response %
● Excellent	5	11	55	68.75
● Very Good	4	5	20	31.25
● Good	3	0	0	0.00
● Average	2	0	0	0.00
● Poor	1	0	0	0.00
Performance				93.75



Question	Whether institute provides support for participation in Seminar/Conference/Workshop/FDP ?			
Answer	Value	No. of response(s)	Response value	Response %
● Excellent	5	12	60	75.00
● Very Good	4	3	12	18.75
● Good	3	1	3	6.25
● Average	2	0	0	0.00
● Poor	1	0	0	0.00
Performance				93.75



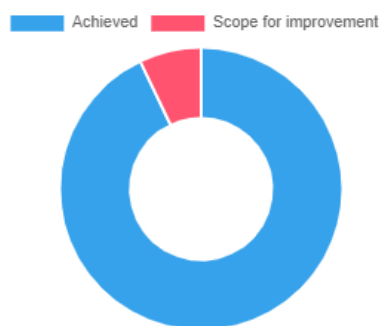
Question	Whether co-curricular and extra-curricular activities conducted in the institute?			
Answer	Value	No. of response(s)	Response value	Response %
● Excellent	5	11	55	68.75
● Very Good	4	4	16	25.00
● Good	3	1	3	6.25
● Average	2	0	0	0.00
● Poor	1	0	0	0.00
Performance				92.50



Question	Whether Infrastructure facility is adequately available ?			
Answer	Value	No. of response(s)	Response value	Response %
● Excellent	5	14	70	87.50
● Very Good	4	1	4	6.25
● Good	3	1	3	6.25
● Average	2	0	0	0.00
● Poor	1	0	0	0.00
Performance				96.25



Question	How will you rate the working environment ?			
Answer	Value	No. of response(s)	Response value	Response %
● Excellent	5	13	65	81.25
● Very Good	4	3	12	18.75
● Good	3	0	0	0.00
● Average	2	0	0	0.00
● Poor	1	0	0	0.00
Performance				96.25



**Interpretation and Action Taken**

Enter interpretation and action taken for this feedback.