



Shree Santkrupa College of Pharmacy, Ghogaon

Feedback Analysis

Title : Faculty Feedback PIC - Theory

Academic Year : 2020-21

Class : First Semester [B. Pharmacy]

Details : Gayatri Suryawanshi

Total number of response(s) : 66 / 68

Question	Regularity and punctuality of the teacher			
Answer	Value	No. of response(s)	Response value	Response %
● Excellent	4	51	204	77.27
● Good	3	14	42	15.91
● Fair	2	1	2	0.76
● Poor	1	0	0	0.00
Performance				93.94



Question	Subject Knowledge of the teacher			
Answer	Value	No. of response(s)	Response value	Response %
● Excellent	4	35	140	53.03
● Good	3	29	87	32.95
● Fair	2	2	4	1.52
● Poor	1	0	0	0.00
Performance				87.50



Question	Communication Skills of the teacher			
Answer	Value	No. of response(s)	Response value	Response %
● Excellent	4	36	144	54.55
● Good	3	27	81	30.68
● Fair	2	3	6	2.27
● Poor	1	0	0	0.00
Performance				87.50



Question	Creating interest in the subject			
Answer	Value	No. of response(s)	Response value	Response %
● Excellent	4	41	164	62.12
● Good	3	22	66	25.00
● Fair	2	3	6	2.27
● Poor	1	0	0	0.00
Performance				89.39



Question	Refers latest development in the field			
Answer	Value	No. of response(s)	Response value	Response %
● Excellent	4	35	140	53.03
● Good	3	25	75	28.41
● Fair	2	6	12	4.55
● Poor	1	0	0	0.00
Performance				85.98



Question	Scheduled organization of assignments, class tests, quizzes & seminars			
Answer	Value	No. of response(s)	Response value	Response %
● Excellent	4	47	188	71.21
● Good	3	18	54	20.45
● Fair	2	0	0	0.00
● Poor	1	1	1	0.38
Performance				92.05



Question	Motivation to Students			
Answer	Value	No. of response(s)	Response value	Response %
● Excellent	4	29	116	43.94
● Good	3	26	78	29.55
● Fair	2	8	16	6.06
● Poor	1	3	3	1.14
Performance				80.68



Question	Clarification of doubts & interaction with students			
Answer	Value	No. of response(s)	Response value	Response %
● Excellent	4	41	164	62.12
● Good	3	22	66	25.00
● Fair	2	3	6	2.27
● Poor	1	0	0	0.00
Performance				89.39



Question	Class Control			
Answer	Value	No. of response(s)	Response value	Response %
● Excellent	4	29	116	43.94
● Good	3	26	78	29.55
● Fair	2	10	20	7.58
● Poor	1	1	1	0.38
Performance				81.44



Question	Availability of teacher beyond classes & cooperation to solve problems			
Answer	Value	No. of response(s)	Response value	Response %
● Excellent	4	48	192	72.73
● Good	3	18	54	20.45
● Fair	2	0	0	0.00
● Poor	1	0	0	0.00
Performance				93.18



Question	Regular checking of laboratory Journals			
Answer	Value	No. of response(s)	Response value	Response %
● Excellent	4	32	128	48.48
● Good	3	27	81	30.68
● Fair	2	5	10	3.79
● Poor	1	2	2	0.76
Performance				83.71



Question	Availability of teacher in the laboratory for whole duration of practical			
Answer	Value	No. of response(s)	Response value	Response %
● Excellent	4	44	176	66.67
● Good	3	21	63	23.86
● Fair	2	1	2	0.76
● Poor	1	0	0	0.00
Performance				91.29



Question	Helping the students in conducting experiments through set of instruction or demonstration			
Answer	Value	No. of response(s)	Response value	Response %
● Excellent	4	45	180	68.18
● Good	3	18	54	20.45
● Fair	2	2	4	1.52
● Poor	1	1	1	0.38
Performance				90.53



● Achieved ● Scope for improvement



Achieved 88.20 | Scope for improvement 11.80

Interpretation and Action Taken

Enter interpretation and action taken for this feedback.



Shree Santkrupa College of Pharmacy, Ghogaon

Feedback Analysis

Title : Faculty Feedback - PP I – Theory

Academic Year : 2020-21

Class : Third Semester [B. Pharmacy]

Details : Bhagyesh Janugade

Total number of response(s) : 69 / 72

Question	Regularity and punctuality of the teacher			
Answer	Value	No. of response(s)	Response value	Response %
● Excellent	4	51	204	73.91
● Good	3	18	54	19.57
● Fair	2	0	0	0.00
● Poor	1	0	0	0.00
Performance				93.48



Question	Subject Knowledge of the teacher			
Answer	Value	No. of response(s)	Response value	Response %
● Excellent	4	45	180	65.22
● Good	3	22	66	23.91
● Fair	2	2	4	1.45
● Poor	1	0	0	0.00
Performance				90.58



Question	Communication Skills of the teacher			
Answer	Value	No. of response(s)	Response value	Response %
● Excellent	4	44	176	63.77
● Good	3	20	60	21.74
● Fair	2	5	10	3.62
● Poor	1	0	0	0.00
Performance				89.13



Question	Creating interest in the subject			
Answer	Value	No. of response(s)	Response value	Response %
● Excellent	4	40	160	57.97
● Good	3	29	87	31.52
● Fair	2	0	0	0.00
● Poor	1	0	0	0.00
Performance				89.49



Question	Refers latest development in the field			
Answer	Value	No. of response(s)	Response value	Response %
● Excellent	4	39	156	56.52
● Good	3	26	78	28.26
● Fair	2	4	8	2.90
● Poor	1	0	0	0.00
Performance				87.68



Question	Scheduled organization of assignments, class tests, quizzes & seminars			
Answer	Value	No. of response(s)	Response value	Response %
● Excellent	4	47	188	68.12
● Good	3	22	66	23.91
● Fair	2	0	0	0.00
● Poor	1	0	0	0.00
Performance				92.03



Question	Motivation to Students			
Answer	Value	No. of response(s)	Response value	Response %
● Excellent	4	36	144	52.17
● Good	3	22	66	23.91
● Fair	2	9	18	6.52
● Poor	1	2	2	0.72
Performance				83.33



Question	Clarification of doubts & interaction with students			
Answer	Value	No. of response(s)	Response value	Response %
● Excellent	4	44	176	63.77
● Good	3	23	69	25.00
● Fair	2	2	4	1.45
● Poor	1	0	0	0.00
Performance				90.22



Question	Class Control			
Answer	Value	No. of response(s)	Response value	Response %
● Excellent	4	33	132	48.53
● Good	3	25	75	27.57
● Fair	2	9	18	6.62
● Poor	1	1	1	0.37
Performance				83.09



Question	Availability of teacher beyond classes & cooperation to solve problems			
Answer	Value	No. of response(s)	Response value	Response %
● Excellent	4	53	212	76.81
● Good	3	15	45	16.30
● Fair	2	1	2	0.72
● Poor	1	0	0	0.00
Performance				93.84



Question	Regular checking of laboratory Journals			
Answer	Value	No. of response(s)	Response value	Response %
● Excellent	4	36	144	52.17
● Good	3	28	84	30.43
● Fair	2	5	10	3.62
● Poor	1	0	0	0.00
Performance				86.23



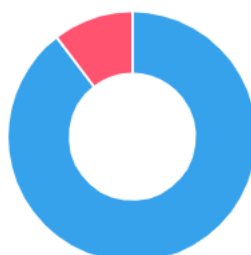
Question	Availability of teacher in the laboratory for whole duration of practical			
Answer	Value	No. of response(s)	Response value	Response %
● Excellent	4	47	188	68.12
● Good	3	22	66	23.91
● Fair	2	0	0	0.00
● Poor	1	0	0	0.00
Performance				92.03



Question	Helping the students in conducting experiments through set of instruction or demonstration			
Answer	Value	No. of response(s)	Response value	Response %
● Excellent	4	51	204	73.91
● Good	3	18	54	19.57
● Fair	2	0	0	0.00
● Poor	1	0	0	0.00
Performance				93.48



● Achieved ● Scope for improvement



Achieved 89.59 | Scope for improvement 10.41

Interpretation and Action Taken

Enter interpretation and action taken for this feedback.



Shree Santkrupa College of Pharmacy, Ghogaon

Feedback Analysis

Title : Faculty Feedback – Pharmacognosy – II – Theory

Academic Year : 2020-21

Class : Fifth Semester [B. Pharmacy]

Details : Ramling Patrakar

Total number of response(s) : 67 / 67

Question	Regularity and punctuality of the teacher			
Answer	Value	No. of response(s)	Response value	Response %
● Excellent	4	47	188	70.15
● Good	3	19	57	21.27
● Fair	2	1	2	0.75
● Poor	1	0	0	0.00
Performance				92.16



Question	Subject Knowledge of the teacher			
Answer	Value	No. of response(s)	Response value	Response %
● Excellent	4	51	204	76.12
● Good	3	15	45	16.79
● Fair	2	1	2	0.75
● Poor	1	0	0	0.00
Performance				93.66



Question	Communication Skills of the teacher			
Answer	Value	No. of response(s)	Response value	Response %
● Excellent	4	48	192	71.64
● Good	3	17	51	19.03
● Fair	2	2	4	1.49
● Poor	1	0	0	0.00
Performance				92.16



Question	Creating interest in the subject			
Answer	Value	No. of response(s)	Response value	Response %
● Excellent	4	42	168	62.69
● Good	3	24	72	26.87
● Fair	2	1	2	0.75
● Poor	1	0	0	0.00
Performance				90.30



Question	Refers latest development in the field			
Answer	Value	No. of response(s)	Response value	Response %
● Excellent	4	43	172	64.18
● Good	3	23	69	25.75
● Fair	2	1	2	0.75
● Poor	1	0	0	0.00
Performance				90.67



Question	Scheduled organization of assignments, class tests, quizzes & seminars			
Answer	Value	No. of response(s)	Response value	Response %
● Excellent	4	48	192	71.64
● Good	3	18	54	20.15
● Fair	2	1	2	0.75
● Poor	1	0	0	0.00
Performance				92.54



Question	Motivation to Students			
Answer	Value	No. of response(s)	Response value	Response %
● Excellent	4	41	164	61.19
● Good	3	20	60	22.39
● Fair	2	6	12	4.48
● Poor	1	0	0	0.00
Performance				88.06



Question	Clarification of doubts & interaction with students			
Answer	Value	No. of response(s)	Response value	Response %
● Excellent	4	47	188	70.15
● Good	3	19	57	21.27
● Fair	2	1	2	0.75
● Poor	1	0	0	0.00
Performance				92.16



Question	Class Control			
Answer	Value	No. of response(s)	Response value	Response %
● Excellent	4	38	152	56.72
● Good	3	26	78	29.10
● Fair	2	3	6	2.24
● Poor	1	0	0	0.00
Performance				88.06



Question	Availability of teacher beyond classes & cooperation to solve problems			
Answer	Value	No. of response(s)	Response value	Response %
● Excellent	4	50	200	74.63
● Good	3	14	42	15.67
● Fair	2	3	6	2.24
● Poor	1	0	0	0.00
Performance				92.54



Question	Regular checking of laboratory Journals			
Answer	Value	No. of response(s)	Response value	Response %
● Excellent	4	47	188	70.15
● Good	3	17	51	19.03
● Fair	2	3	6	2.24
● Poor	1	0	0	0.00
Performance				91.42



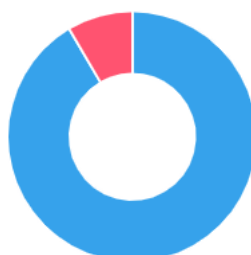
Question	Availability of teacher in the laboratory for whole duration of practical			
Answer	Value	No. of response(s)	Response value	Response %
● Excellent	4	46	184	68.66
● Good	3	21	63	23.51
● Fair	2	0	0	0.00
● Poor	1	0	0	0.00
Performance				92.16



Question	Helping the students in conducting experiments through set of instruction or demonstration			
Answer	Value	No. of response(s)	Response value	Response %
● Excellent	4	52	208	77.61
● Good	3	14	42	15.67
● Fair	2	1	2	0.75
● Poor	1	0	0	0.00
Performance				94.03



● Achieved ● Scope for improvement



Achieved 91.53 | Scope for improvement 8.47

Interpretation and Action Taken

Enter interpretation and action taken for this feedback.



Shree Santkrupa College of Pharmacy, Ghogaon

Feedback Analysis

Title : Faculty Feedback - Instrumental Methods of Analysis Theory

Academic Year : 2020-21

Class : Seventh Semester [B. Pharmacy]

Details : Pravin Lade

Total number of response(s) : 65 / 65

Question	Regularity and punctuality of the teacher			
Answer	Value	No. of response(s)	Response value	Response %
● Excellent	4	36	144	55.38
● Good	3	25	75	28.85
● Fair	2	3	6	2.31
● Poor	1	1	1	0.38
Performance				86.92



Question	Subject Knowledge of the teacher			
Answer	Value	No. of response(s)	Response value	Response %
● Excellent	4	37	148	56.92
● Good	3	24	72	27.69
● Fair	2	4	8	3.08
● Poor	1	0	0	0.00
Performance				87.69



Question	Communication Skills of the teacher			
Answer	Value	No. of response(s)	Response value	Response %
● Excellent	4	31	124	47.69
● Good	3	28	84	32.31
● Fair	2	5	10	3.85
● Poor	1	1	1	0.38
Performance				84.23



Question	Creating interest in the subject			
Answer	Value	No. of response(s)	Response value	Response %
● Excellent	4	29	116	44.62
● Good	3	28	84	32.31
● Fair	2	5	10	3.85
● Poor	1	3	3	1.15
Performance				81.92



Question	Refers latest development in the field			
Answer	Value	No. of response(s)	Response value	Response %
● Excellent	4	31	124	47.69
● Good	3	28	84	32.31
● Fair	2	3	6	2.31
● Poor	1	3	3	1.15
Performance				83.46



Question	Scheduled organization of assignments, class tests, quizzes & seminars			
Answer	Value	No. of response(s)	Response value	Response %
● Excellent	4	33	132	50.77
● Good	3	27	81	31.15
● Fair	2	2	4	1.54
● Poor	1	3	3	1.15
Performance				84.62



Question	Motivation to Students			
Answer	Value	No. of response(s)	Response value	Response %
● Excellent	4	32	128	49.23
● Good	3	24	72	27.69
● Fair	2	6	12	4.62
● Poor	1	3	3	1.15
Performance				82.69



Question	Clarification of doubts & interaction with students			
Answer	Value	No. of response(s)	Response value	Response %
● Excellent	4	33	132	50.77
● Good	3	26	78	30.00
● Fair	2	3	6	2.31
● Poor	1	3	3	1.15
Performance				84.23



Question	Class Control			
Answer	Value	No. of response(s)	Response value	Response %
● Excellent	4	27	108	41.54
● Good	3	27	81	31.15
● Fair	2	8	16	6.15
● Poor	1	3	3	1.15
Performance				80.00



Question	Availability of teacher beyond classes & cooperation to solve problems			
Answer	Value	No. of response(s)	Response value	Response %
● Excellent	4	30	120	46.15
● Good	3	29	87	33.46
● Fair	2	3	6	2.31
● Poor	1	3	3	1.15
Performance				83.08



Question	Regular checking of laboratory Journals			
Answer	Value	No. of response(s)	Response value	Response %
● Excellent	4	25	100	38.46
● Good	3	32	96	36.92
● Fair	2	6	12	4.62
● Poor	1	2	2	0.77
Performance				80.77



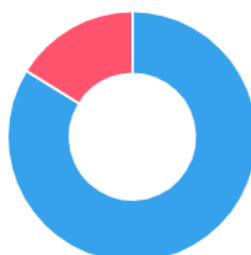
Question	Availability of teacher in the laboratory for whole duration of practical			
Answer	Value	No. of response(s)	Response value	Response %
● Excellent	4	34	136	52.31
● Good	3	25	75	28.85
● Fair	2	4	8	3.08
● Poor	1	2	2	0.77
Performance				85.00



Question	Helping the students in conducting experiments through set of instruction or demonstration			
Answer	Value	No. of response(s)	Response value	Response %
● Excellent	4	33	132	50.77
● Good	3	26	78	30.00
● Fair	2	5	10	3.85
● Poor	1	1	1	0.38
Performance				85.00



Legend: Achieved (Blue), Scope for improvement (Red)



Achieved 83.82 | Scope for improvement 16.18

Interpretation and Action Taken

Enter interpretation and action taken for this feedback.



Shree Santkrupa College of Pharmacy, Ghogaon

Feedback Analysis

Title : Faculty Feedback

Academic Year : 2020-21

Class : Second Semester [Pharmaceutics]

Details : Jameel Ahmed Mulla

Total number of response(s) : 16 / 16

Question	Regularity and punctuality of the teacher			
Answer	Value	No. of response(s)	Response value	Response %
● Excellent	4	13	52	81.25
● Good	3	3	9	14.06
● Fair	2	0	0	0.00
● Poor	1	0	0	0.00
Performance				95.31



Question	Subject Knowledge of the teacher			
Answer	Value	No. of response(s)	Response value	Response %
● Excellent	4	14	56	87.50
● Good	3	2	6	9.38
● Fair	2	0	0	0.00
● Poor	1	0	0	0.00
Performance				96.88



Question	Communication Skills of the teacher			
Answer	Value	No. of response(s)	Response value	Response %
● Excellent	4	14	56	87.50
● Good	3	2	6	9.38
● Fair	2	0	0	0.00
● Poor	1	0	0	0.00
Performance				96.88



Question	Creating interest in the subject			
Answer	Value	No. of response(s)	Response value	Response %
● Excellent	4	14	56	87.50
● Good	3	2	6	9.38
● Fair	2	0	0	0.00
● Poor	1	0	0	0.00
Performance				96.88



Question	Refers latest development in the field			
Answer	Value	No. of response(s)	Response value	Response %
● Excellent	4	13	52	81.25
● Good	3	3	9	14.06
● Fair	2	0	0	0.00
● Poor	1	0	0	0.00
Performance				95.31



Question	Scheduled organization of assignments, class tests, quizzes & seminars			
Answer	Value	No. of response(s)	Response value	Response %
● Excellent	4	14	56	87.50
● Good	3	2	6	9.38
● Fair	2	0	0	0.00
● Poor	1	0	0	0.00
Performance				96.88



Question	Motivation to Students			
Answer	Value	No. of response(s)	Response value	Response %
● Excellent	4	11	44	68.75
● Good	3	3	9	14.06
● Fair	2	2	4	6.25
● Poor	1	0	0	0.00
Performance				89.06



Question	Clarification of doubts & interaction with students			
Answer	Value	No. of response(s)	Response value	Response %
● Excellent	4	12	48	75.00
● Good	3	3	9	14.06
● Fair	2	1	2	3.13
● Poor	1	0	0	0.00
Performance				92.19



Question	Class Control			
Answer	Value	No. of response(s)	Response value	Response %
● Excellent	4	10	40	62.50
● Good	3	4	12	18.75
● Fair	2	2	4	6.25
● Poor	1	0	0	0.00
Performance				87.50



Question	Availability of teacher beyond classes & cooperation to solve problems			
Answer	Value	No. of response(s)	Response value	Response %
● Excellent	4	14	56	87.50
● Good	3	2	6	9.38
● Fair	2	0	0	0.00
● Poor	1	0	0	0.00
Performance				96.88



Question	Regular checking of laboratory Journals			
Answer	Value	No. of response(s)	Response value	Response %
● Excellent	4	12	48	75.00
● Good	3	4	12	18.75
● Fair	2	0	0	0.00
● Poor	1	0	0	0.00
Performance				93.75



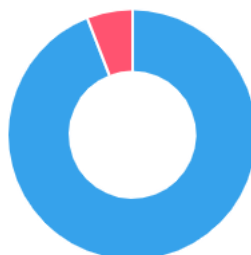
Question	Availability of teacher in the laboratory for whole duration of practical			
Answer	Value	No. of response(s)	Response value	Response %
● Excellent	4	11	44	68.75
● Good	3	5	15	23.44
● Fair	2	0	0	0.00
● Poor	1	0	0	0.00
Performance				92.19



Question	Helping the students in conducting experiments through set of instruction or demonstration			
Answer	Value	No. of response(s)	Response value	Response %
● Excellent	4	12	48	75.00
● Good	3	4	12	18.75
● Fair	2	0	0	0.00
● Poor	1	0	0	0.00
Performance				93.75



● Achieved ● Scope for improvement



Achieved 94.11 | Scope for improvement 5.89

Interpretation and Action Taken

Enter interpretation and action taken for this feedback.



Shree Santkrupa College of Pharmacy, Ghogaon

Feedback Analysis

Title : Teachers Feedback on curriculum and Ambiance

Academic Year : 2020-21

Class : B. Pharmacy

Details : Activity

Total number of response(s) : 16

Question	How will you rate Academic performance and Ambience of the institute ?			
Answer	Value	No. of response(s)	Response value	Response %
● Excellent	5	14	70	93.33
● Very Good	4	1	4	6.67
● Good	3	0	0	0.00
● Average	2	0	0	0.00
● Need to improve	1	0	0	0.00
Performance				98.67



Question	Availability of Course materials such as Textbooks, Reference Books, Journals, e-Learning etc.			
Answer	Value	No. of response(s)	Response value	Response %
● Excellent	5	9	45	60.00
● Very Good	4	6	24	40.00
● Good	3	0	0	0.00
● Average	2	0	0	0.00
● Poor	1	0	0	0.00
Performance				92.00



Question	Availability of appropriate ICT tools for teaching learning process in the institute ?			
Answer	Value	No. of response(s)	Response value	Response %
● Excellent	5	8	40	53.33
● Very Good	4	6	24	40.00
● Good	3	1	3	6.67
● Average	2	0	0	0.00
● Poor	1	0	0	0.00
Performance				89.33



Question	Whether the syllabus of programme is satisfying the industry needs & requirements ?			
Answer	Value	No. of response(s)	Response value	Response %
● Excellent	5	8	40	53.33
● Very Good	4	3	12	20.00
● Good	3	4	12	26.67
● Average	2	0	0	0.00
● Poor	1	0	0	0.00
Performance				85.33



Question	Whether the promotional activities are available for the staff ?			
Answer	Value	No. of response(s)	Response value	Response %
● Excellent	5	11	55	73.33
● Very Good	4	4	16	26.67
● Good	3	0	0	0.00
● Average	2	0	0	0.00
● Poor	1	0	0	0.00
Performance				94.67



Question	Whether institute provides support for participation in Seminar/Conference/Workshop/FDP ?			
Answer	Value	No. of response(s)	Response value	Response %
Excellent	5	12	60	80.00
Very Good	4	3	12	20.00
Good	3	0	0	0.00
Average	2	0	0	0.00
Poor	1	0	0	0.00
Performance				96.00



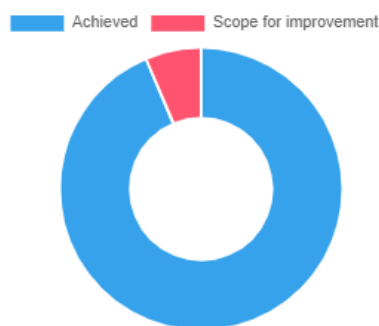
Question	Whether co-curricular and extra-curricular activities conducted in the institute?			
Answer	Value	No. of response(s)	Response value	Response %
Excellent	5	12	60	80.00
Very Good	4	3	12	20.00
Good	3	0	0	0.00
Average	2	0	0	0.00
Poor	1	0	0	0.00
Performance				96.00



Question	Whether Infrastructure facility is adequately available ?			
Answer	Value	No. of response(s)	Response value	Response %
Excellent	5	12	60	80.00
Very Good	4	2	8	13.33
Good	3	1	3	6.67
Average	2	0	0	0.00
Poor	1	0	0	0.00
Performance				94.67



Question	How will you rate the working environment ?			
Answer	Value	No. of response(s)	Response value	Response %
Excellent	5	12	60	80.00
Very Good	4	3	12	20.00
Good	3	0	0	0.00
Average	2	0	0	0.00
Poor	1	0	0	0.00
Performance				96.00



Interpretation and Action Taken

Enter interpretation and action taken for this feedback.