



## Shree Santkrupa College of Pharmacy, Ghogaon

### Feedback Analysis

**Title :** Faculty Feedback – Human Anatomy and Physiology – I – Theory

**Academic Year :** 2021-22

**Class :** First Semester [ B. Pharmacy ]

**Details :** Dr. Shirishkumar Ambavade

Total number of response(s) : 67 / 67

Question	Regularity and punctuality of the teacher			
Answer	Value	No. of response(s)	Response value	Response %
● Excellent	4	56	224	83.58
● Good	3	10	30	11.19
● Fair	2	0	0	0.00
● Poor	1	1	1	0.37
Performance				95.15



Question	Subject Knowledge of the teacher			
Answer	Value	No. of response(s)	Response value	Response %
● Excellent	4	52	208	77.61
● Good	3	15	45	16.79
● Fair	2	0	0	0.00
● Poor	1	0	0	0.00
Performance				94.40



Question	Communication Skills of the teacher			
Answer	Value	No. of response(s)	Response value	Response %
● Excellent	4	51	204	76.12
● Good	3	16	48	17.91
● Fair	2	0	0	0.00
● Poor	1	0	0	0.00
Performance				94.03



Question	Creating interest in the subject			
Answer	Value	No. of response(s)	Response value	Response %
● Excellent	4	51	204	76.12
● Good	3	15	45	16.79
● Fair	2	1	2	0.75
● Poor	1	0	0	0.00
Performance				93.66



Question	Refers latest development in the field			
Answer	Value	No. of response(s)	Response value	Response %
● Excellent	4	49	196	73.13
● Good	3	18	54	20.15
● Fair	2	0	0	0.00
● Poor	1	0	0	0.00
Performance				93.28



Question	Scheduled organization of assignments, class tests, quizzes & seminars			
Answer	Value	No. of response(s)	Response value	Response %
● Excellent	4	58	232	86.57
● Good	3	9	27	10.07
● Fair	2	0	0	0.00
● Poor	1	0	0	0.00
Performance				96.64



Question	Motivation to Students			
Answer	Value	No. of response(s)	Response value	Response %
● Excellent	4	53	212	79.10
● Good	3	10	30	11.19
● Fair	2	2	4	1.49
● Poor	1	2	2	0.75
Performance				92.54



Question	Clarification of doubts & interaction with students			
Answer	Value	No. of response(s)	Response value	Response %
● Excellent	4	50	200	74.63
● Good	3	15	45	16.79
● Fair	2	1	2	0.75
● Poor	1	1	1	0.37
Performance				92.54



Question	Class Control			
Answer	Value	No. of response(s)	Response value	Response %
● Excellent	4	46	184	68.66
● Good	3	17	51	19.03
● Fair	2	2	4	1.49
● Poor	1	2	2	0.75
Performance				89.93



Question	Availability of teacher beyond classes & cooperation to solve problems			
Answer	Value	No. of response(s)	Response value	Response %
● Excellent	4	53	212	79.10
● Good	3	14	42	15.67
● Fair	2	0	0	0.00
● Poor	1	0	0	0.00
Performance				94.78



Question	Regular checking of laboratory Journals			
Answer	Value	No. of response(s)	Response value	Response %
● Excellent	4	49	196	73.13
● Good	3	15	45	16.79
● Fair	2	0	0	0.00
● Poor	1	3	3	1.12
Performance				91.04



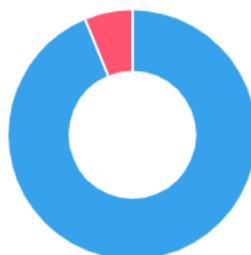
Question	Availability of teacher in the laboratory for whole duration of practical			
Answer	Value	No. of response(s)	Response value	Response %
● Excellent	4	53	212	79.10
● Good	3	14	42	15.67
● Fair	2	0	0	0.00
● Poor	1	0	0	0.00
Performance				94.78



Question	Helping the students in conducting experiments through set of instruction or demonstration			
Answer	Value	No. of response(s)	Response value	Response %
● Excellent	4	58	232	86.57
● Good	3	9	27	10.07
● Fair	2	0	0	0.00
● Poor	1	0	0	0.00
Performance				96.64



● Achieved ● Scope for improvement



Achieved 93.80 | Scope for improvement 6.20

**Interpretation and Action Taken**

Enter interpretation and action taken for this feedback.



## Shree Santkrupa College of Pharmacy, Ghogaon

### Feedback Analysis

**Title :** Faculty Feedback – Pharmaceutical Microbiology – Theory

**Academic Year :** 2021-22

**Class :** Third Semester [ B. Pharmacy ]

**Details :** Ms. Priyanka Thorat

Total number of response(s) : 77 / 77

Question	Regularity and punctuality of the teacher			
Answer	Value	No. of response(s)	Response value	Response %
● Excellent	4	60	240	77.92
● Good	3	15	45	14.61
● Fair	2	2	4	1.30
● Poor	1	0	0	0.00
Performance				93.83



Question	Subject Knowledge of the teacher			
Answer	Value	No. of response(s)	Response value	Response %
● Excellent	4	50	200	64.94
● Good	3	25	75	24.35
● Fair	2	2	4	1.30
● Poor	1	0	0	0.00
Performance				90.58



Question	Communication Skills of the teacher			
Answer	Value	No. of response(s)	Response value	Response %
● Excellent	4	53	212	68.83
● Good	3	21	63	20.45
● Fair	2	3	6	1.95
● Poor	1	0	0	0.00
Performance				91.23



Question	Creating interest in the subject			
Answer	Value	No. of response(s)	Response value	Response %
● Excellent	4	53	212	68.83
● Good	3	22	66	21.43
● Fair	2	2	4	1.30
● Poor	1	0	0	0.00
Performance				91.56



Question	Refers latest development in the field			
Answer	Value	No. of response(s)	Response value	Response %
● Excellent	4	46	184	59.74
● Good	3	30	90	29.22
● Fair	2	1	2	0.65
● Poor	1	0	0	0.00
Performance				89.61



Question	Scheduled organization of assignments, class tests, quizzes & seminars			
Answer	Value	No. of response(s)	Response value	Response %
● Excellent	4	56	224	72.73
● Good	3	19	57	18.51
● Fair	2	2	4	1.30
● Poor	1	0	0	0.00
Performance				92.53



Question	Motivation to Students			
Answer	Value	No. of response(s)	Response value	Response %
● Excellent	4	46	184	59.74
● Good	3	24	72	23.38
● Fair	2	6	12	3.90
● Poor	1	1	1	0.32
Performance				87.34



Question	Clarification of doubts & interaction with students			
Answer	Value	No. of response(s)	Response value	Response %
● Excellent	4	52	208	67.53
● Good	3	24	72	23.38
● Fair	2	1	2	0.65
● Poor	1	0	0	0.00
Performance				91.56



Question	Class Control			
Answer	Value	No. of response(s)	Response value	Response %
● Excellent	4	37	148	48.05
● Good	3	34	102	33.12
● Fair	2	5	10	3.25
● Poor	1	1	1	0.32
Performance				84.74



Question	Availability of teacher beyond classes & cooperation to solve problems			
Answer	Value	No. of response(s)	Response value	Response %
● Excellent	4	58	232	75.32
● Good	3	19	57	18.51
● Fair	2	0	0	0.00
● Poor	1	0	0	0.00
Performance				93.83



Question	Regular checking of laboratory Journals			
Answer	Value	No. of response(s)	Response value	Response %
● Excellent	4	46	184	59.74
● Good	3	26	78	25.32
● Fair	2	5	10	3.25
● Poor	1	0	0	0.00
Performance				88.31



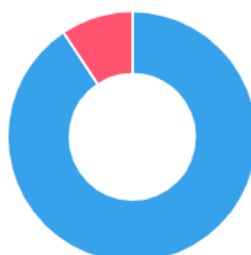
Question	Availability of teacher in the laboratory for whole duration of practical			
Answer	Value	No. of response(s)	Response value	Response %
● Excellent	4	55	220	71.43
● Good	3	20	60	19.48
● Fair	2	2	4	1.30
● Poor	1	0	0	0.00
Performance				92.21



Question	Helping the students in conducting experiments through set of instruction or demonstration			
Answer	Value	No. of response(s)	Response value	Response %
● Excellent	4	55	220	71.43
● Good	3	19	57	18.51
● Fair	2	2	4	1.30
● Poor	1	1	1	0.32
Performance				91.56



● Achieved ● Scope for improvement



Achieved 90.68 | Scope for improvement 9.32

**Interpretation and Action Taken**

Enter interpretation and action taken for this feedback.



## Shree Santkrupa College of Pharmacy, Ghogaon

### Feedback Analysis

**Title :** Faculty Feedback – Pharmacology – II – Theory

**Academic Year :** 2021-22

**Class :** Fifth Semester [ B. Pharmacy ]

**Details :** Mukund Urade

Total number of response(s) : 68 / 70

Question	Regularity and punctuality of the teacher			
Answer	Value	No. of response(s)	Response value	Response %
● Excellent	4	50	200	73.53
● Good	3	17	51	18.75
● Fair	2	1	2	0.74
● Poor	1	0	0	0.00
Performance				93.01



Question	Subject Knowledge of the teacher			
Answer	Value	No. of response(s)	Response value	Response %
● Excellent	4	45	180	66.18
● Good	3	23	69	25.37
● Fair	2	0	0	0.00
● Poor	1	0	0	0.00
Performance				91.54



Question	Communication Skills of the teacher			
Answer	Value	No. of response(s)	Response value	Response %
● Excellent	4	45	180	66.18
● Good	3	21	63	23.16
● Fair	2	2	4	1.47
● Poor	1	0	0	0.00
Performance				90.81



Question	Creating interest in the subject			
Answer	Value	No. of response(s)	Response value	Response %
● Excellent	4	42	168	61.76
● Good	3	25	75	27.57
● Fair	2	1	2	0.74
● Poor	1	0	0	0.00
Performance				90.07



Question	Refers latest development in the field			
Answer	Value	No. of response(s)	Response value	Response %
● Excellent	4	39	156	57.35
● Good	3	25	75	27.57
● Fair	2	3	6	2.21
● Poor	1	1	1	0.37
Performance				87.50



Question	Scheduled organization of assignments, class tests, quizzes & seminars			
Answer	Value	No. of response(s)	Response value	Response %
● Excellent	4	46	184	67.65
● Good	3	21	63	23.16
● Fair	2	0	0	0.00
● Poor	1	1	1	0.37
Performance				91.18



Question	Motivation to Students			
Answer	Value	No. of response(s)	Response value	Response %
● Excellent	4	35	140	51.47
● Good	3	24	72	26.47
● Fair	2	8	16	5.88
● Poor	1	1	1	0.37
Performance				84.19



Question	Clarification of doubts & interaction with students			
Answer	Value	No. of response(s)	Response value	Response %
● Excellent	4	41	164	60.29
● Good	3	22	66	24.26
● Fair	2	5	10	3.68
● Poor	1	0	0	0.00
Performance				88.24



Question	Class Control			
Answer	Value	No. of response(s)	Response value	Response %
● Excellent	4	36	144	52.94
● Good	3	24	72	26.47
● Fair	2	5	10	3.68
● Poor	1	3	3	1.10
Performance				84.19



Question	Availability of teacher beyond classes & cooperation to solve problems			
Answer	Value	No. of response(s)	Response value	Response %
● Excellent	4	49	196	72.06
● Good	3	19	57	20.96
● Fair	2	0	0	0.00
● Poor	1	0	0	0.00
Performance				93.01



Question	Regular checking of laboratory Journals			
Answer	Value	No. of response(s)	Response value	Response %
● Excellent	4	38	152	55.88
● Good	3	23	69	25.37
● Fair	2	7	14	5.15
● Poor	1	0	0	0.00
Performance				86.40



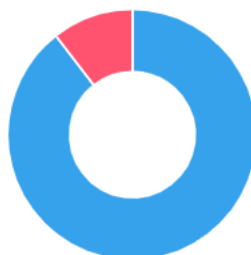
Question	Availability of teacher in the laboratory for whole duration of practical			
Answer	Value	No. of response(s)	Response value	Response %
● Excellent	4	45	180	66.18
● Good	3	21	63	23.16
● Fair	2	2	4	1.47
● Poor	1	0	0	0.00
Performance				90.81



Question	Helping the students in conducting experiments through set of instruction or demonstration			
Answer	Value	No. of response(s)	Response value	Response %
● Excellent	4	47	188	69.12
● Good	3	21	63	23.16
● Fair	2	0	0	0.00
● Poor	1	0	0	0.00
Performance				92.28



● Achieved ● Scope for improvement



Achieved 89.48 | Scope for improvement 10.52

**Interpretation and Action Taken**

Enter interpretation and action taken for this feedback.



## Shree Santkrupa College of Pharmacy, Ghogaon

### Feedback Analysis

**Title :** Faculty Feedback – Pharmacy Practice – Theory

**Academic Year :** 2021-22

**Class :** Seventh Semester [ B. Pharmacy ]

**Details :** Atul Kadam

Total number of response(s) : 65 / 65

Question	Regularity and punctuality of the teacher			
Answer	Value	No. of response(s)	Response value	Response %
Excellent	4	40	160	61.54
Good	3	24	72	27.69
Fair	2	1	2	0.77
Poor	1	0	0	0.00
Performance				90.00



Question	Subject Knowledge of the teacher			
Answer	Value	No. of response(s)	Response value	Response %
Excellent	4	42	168	64.62
Good	3	21	63	24.23
Fair	2	2	4	1.54
Poor	1	0	0	0.00
Performance				90.38



Question	Communication Skills of the teacher			
Answer	Value	No. of response(s)	Response value	Response %
Excellent	4	37	148	56.92
Good	3	27	81	31.15
Fair	2	1	2	0.77
Poor	1	0	0	0.00
Performance				88.85



Question	Creating interest in the subject			
Answer	Value	No. of response(s)	Response value	Response %
Excellent	4	38	152	58.46
Good	3	23	69	26.54
Fair	2	4	8	3.08
Poor	1	0	0	0.00
Performance				88.08



Question	Refers latest development in the field			
Answer	Value	No. of response(s)	Response value	Response %
Excellent	4	39	156	60.00
Good	3	21	63	24.23
Fair	2	5	10	3.85
Poor	1	0	0	0.00
Performance				88.08



Question	Scheduled organization of assignments, class tests, quizzes & seminars			
Answer	Value	No. of response(s)	Response value	Response %
Excellent	4	47	188	72.31
Good	3	16	48	18.46
Fair	2	2	4	1.54
Poor	1	0	0	0.00
Performance				92.31



Question	Motivation to Students			
Answer	Value	No. of response(s)	Response value	Response %
Excellent	4	41	164	63.08
Good	3	20	60	23.08
Fair	2	3	6	2.31
Poor	1	1	1	0.38
Performance				88.85



Question	Clarification of doubts & interaction with students			
Answer	Value	No. of response(s)	Response value	Response %
● Excellent	4	44	176	67.69
● Good	3	20	60	23.08
● Fair	2	1	2	0.77
● Poor	1	0	0	0.00
Performance				91.54



Question	Class Control			
Answer	Value	No. of response(s)	Response value	Response %
● Excellent	4	37	148	56.92
● Good	3	23	69	26.54
● Fair	2	5	10	3.85
● Poor	1	0	0	0.00
Performance				87.31



Question	Availability of teacher beyond classes & cooperation to solve problems			
Answer	Value	No. of response(s)	Response value	Response %
● Excellent	4	48	192	73.85
● Good	3	15	45	17.31
● Fair	2	1	2	0.77
● Poor	1	1	1	0.38
Performance				92.31



Question	Regular checking of laboratory Journals			
Answer	Value	No. of response(s)	Response value	Response %
● Excellent	4	38	152	58.46
● Good	3	23	69	26.54
● Fair	2	4	8	3.08
● Poor	1	0	0	0.00
Performance				88.08



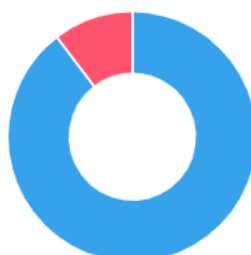
Question	Availability of teacher in the laboratory for whole duration of practical			
Answer	Value	No. of response(s)	Response value	Response %
● Excellent	4	43	172	66.15
● Good	3	17	51	19.62
● Fair	2	4	8	3.08
● Poor	1	1	1	0.38
Performance				89.23



Question	Helping the students in conducting experiments through set of instruction or demonstration			
Answer	Value	No. of response(s)	Response value	Response %
● Excellent	4	43	172	66.15
● Good	3	19	57	21.92
● Fair	2	3	6	2.31
● Poor	1	0	0	0.00
Performance				90.38



● Achieved ● Scope for improvement



Achieved 89.65 | Scope for improvement 10.35

**Interpretation and Action Taken**

Enter interpretation and action taken for this feedback.





## Shree Santkrupa College of Pharmacy, Ghogaon

### Feedback Analysis

**Title :** Faculty Feedback

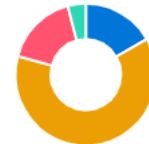
**Academic Year :** 2021-22

**Class :** Second Semester [ Pharmaceutics ]

**Details :** Jameel Ahmed Mulla

Total number of response(s) : 9 / 9

Question	Regularity and punctuality of the teacher			
Answer	Value	No. of response(s)	Response value	Response %
● Excellent	4	1	4	11.11
● Good	3	5	15	41.67
● Fair	2	2	4	11.11
● Poor	1	1	1	2.78
Performance				66.67



Question	Subject Knowledge of the teacher			
Answer	Value	No. of response(s)	Response value	Response %
● Excellent	4	1	4	11.11
● Good	3	5	15	41.67
● Fair	2	1	2	5.56
● Poor	1	2	2	5.56
Performance				63.89



Question	Communication Skills of the teacher			
Answer	Value	No. of response(s)	Response value	Response %
● Excellent	4	2	8	22.22
● Good	3	4	12	33.33
● Fair	2	2	4	11.11
● Poor	1	1	1	2.78
Performance				69.44



Question	Creating interest in the subject			
Answer	Value	No. of response(s)	Response value	Response %
● Excellent	4	2	8	22.22
● Good	3	4	12	33.33
● Fair	2	2	4	11.11
● Poor	1	1	1	2.78
Performance				69.44



Question	Refers latest development in the field			
Answer	Value	No. of response(s)	Response value	Response %
● Excellent	4	2	8	22.22
● Good	3	5	15	41.67
● Fair	2	1	2	5.56
● Poor	1	1	1	2.78
Performance				72.22



Question	Scheduled organization of assignments, class tests, quizzes & seminars			
Answer	Value	No. of response(s)	Response value	Response %
● Excellent	4	1	4	11.11
● Good	3	5	15	41.67
● Fair	2	1	2	5.56
● Poor	1	2	2	5.56
Performance				63.89



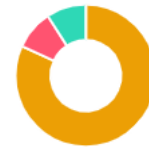
Question	Motivation to Students			
Answer	Value	No. of response(s)	Response value	Response %
● Excellent	4	2	8	22.22
● Good	3	5	15	41.67
● Fair	2	1	2	5.56
● Poor	1	1	1	2.78
Performance				72.22



Question	Clarification of doubts & interaction with students			
Answer	Value	No. of response(s)	Response value	Response %
Excellent	4	2	8	22.22
Good	3	5	15	41.67
Fair	2	1	2	5.56
Poor	1	1	1	2.78
Performance				72.22



Question	Class Control			
Answer	Value	No. of response(s)	Response value	Response %
Excellent	4	0	0	0.00
Good	3	6	18	50.00
Fair	2	1	2	5.56
Poor	1	2	2	5.56
Performance				61.11



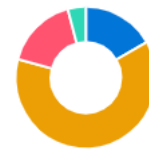
Question	Availability of teacher beyond classes & cooperation to solve problems			
Answer	Value	No. of response(s)	Response value	Response %
Excellent	4	2	8	22.22
Good	3	5	15	41.67
Fair	2	0	0	0.00
Poor	1	2	2	5.56
Performance				69.44



Question	Regular checking of laboratory Journals			
Answer	Value	No. of response(s)	Response value	Response %
Excellent	4	1	4	11.11
Good	3	5	15	41.67
Fair	2	1	2	5.56
Poor	1	2	2	5.56
Performance				63.89



Question	Availability of teacher in the laboratory for whole duration of practical			
Answer	Value	No. of response(s)	Response value	Response %
Excellent	4	1	4	11.11
Good	3	5	15	41.67
Fair	2	2	4	11.11
Poor	1	1	1	2.78
Performance				66.67



Question	Helping the students in conducting experiments through set of instruction or demonstration			
Answer	Value	No. of response(s)	Response value	Response %
Excellent	4	2	8	22.22
Good	3	5	15	41.67
Fair	2	2	4	11.11
Poor	1	0	0	0.00
Performance				75.00



Achieved Scope for improvement



Achieved 68.16 | Scope for improvement 31.84

**Interpretation and Action Taken**

Enter interpretation and action taken for this feedback.



## Shree Santkrupa College of Pharmacy, Ghogaon

### Feedback Analysis

**Title :** Teachers Feedback on Curriculum and Ambience

**Academic Year :** 2021-22

**Class :** B. Pharmacy

**Details :** Activity

Total number of response(s) : 18

Question	How will you rate Academic performance and Ambience of the institute ?			
Answer	Value	No. of response(s)	Response value	Response %
● Excellent	5	17	85	94.44
● Very Good	4	1	4	5.56
● Good	3	0	0	0.00
● Average	2	0	0	0.00
● Need to improve	1	0	0	0.00
Performance				98.89



Question	Availability of Course materials such as Textbooks, Reference Books, Journals, e-Learning etc.			
Answer	Value	No. of response(s)	Response value	Response %
● Excellent	5	13	65	72.22
● Very Good	4	5	20	27.78
● Good	3	0	0	0.00
● Average	2	0	0	0.00
● Poor	1	0	0	0.00
Performance				94.44



Question	Availability of appropriate ICT tools for teaching learning process in the institute ?			
Answer	Value	No. of response(s)	Response value	Response %
● Excellent	5	13	65	72.22
● Very Good	4	4	16	22.22
● Good	3	1	3	5.56
● Average	2	0	0	0.00
● Poor	1	0	0	0.00
Performance				93.33



Question	Whether the syllabus of programme is satisfying the industry needs & requirements ?			
Answer	Value	No. of response(s)	Response value	Response %
● Excellent	5	6	30	33.33
● Very Good	4	6	24	33.33
● Good	3	6	18	33.33
● Average	2	0	0	0.00
● Poor	1	0	0	0.00
Performance				80.00



Question	Whether the promotional activities are available for the staff ?			
Answer	Value	No. of response(s)	Response value	Response %
● Excellent	5	12	60	66.67
● Very Good	4	6	24	33.33
● Good	3	0	0	0.00
● Average	2	0	0	0.00
● Poor	1	0	0	0.00
Performance				93.33



Question	Whether institute provides support for participation in Seminar/Conference/Workshop/FDP ?			
Answer	Value	No. of response(s)	Response value	Response %
Excellent	5	13	65	72.22
Very Good	4	5	20	27.78
Good	3	0	0	0.00
Average	2	0	0	0.00
Poor	1	0	0	0.00
Performance				94.44



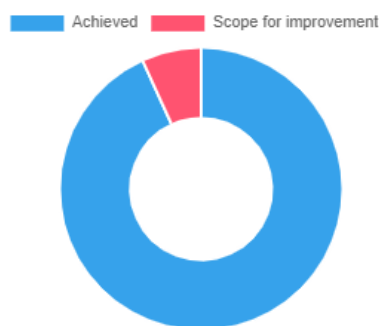
Question	Whether co-curricular and extra-curricular activities conducted in the institute?			
Answer	Value	No. of response(s)	Response value	Response %
Excellent	5	12	60	66.67
Very Good	4	6	24	33.33
Good	3	0	0	0.00
Average	2	0	0	0.00
Poor	1	0	0	0.00
Performance				93.33



Question	Whether Infrastructure facility is adequately available ?			
Answer	Value	No. of response(s)	Response value	Response %
Excellent	5	15	75	83.33
Very Good	4	3	12	16.67
Good	3	0	0	0.00
Average	2	0	0	0.00
Poor	1	0	0	0.00
Performance				96.67



Question	How will you rate the working environment ?			
Answer	Value	No. of response(s)	Response value	Response %
Excellent	5	13	65	72.22
Very Good	4	5	20	27.78
Good	3	0	0	0.00
Average	2	0	0	0.00
Poor	1	0	0	0.00
Performance				94.44



**Interpretation and Action Taken**

Enter interpretation and action taken for this feedback.