



Shree Santkrupa College of Pharmacy, Ghogaon

Feedback Analysis

Title : Faculty Feedback

Academic Year : 2022-23

Class : Semester I [B. Pharmacy]

Details : Chaitali Kulkarni

Total number of response(s) : 64 / 66

Question	Regularity and punctuality of the teacher			
Answer	Value	No. of response(s)	Response value	Response %
● Excellent	4	26	104	40.63
● Good	3	36	108	42.19
● Fair	2	0	0	0.00
● Poor	1	2	2	0.78
Performance				83.59



Question	Subject Knowledge of the teacher			
Answer	Value	No. of response(s)	Response value	Response %
● Excellent	4	24	96	37.50
● Good	3	33	99	38.67
● Fair	2	5	10	3.91
● Poor	1	2	2	0.78
Performance				80.86



Question	Communication Skills of the teacher			
Answer	Value	No. of response(s)	Response value	Response %
● Excellent	4	19	76	29.69
● Good	3	39	117	45.70
● Fair	2	4	8	3.13
● Poor	1	2	2	0.78
Performance				79.30



Question	Creating interest in the subject			
Answer	Value	No. of response(s)	Response value	Response %
● Excellent	4	24	96	37.50
● Good	3	33	99	38.67
● Fair	2	5	10	3.91
● Poor	1	2	2	0.78
Performance				80.86



Question	Refers latest development in the field			
Answer	Value	No. of response(s)	Response value	Response %
● Excellent	4	17	68	26.56
● Good	3	42	126	49.22
● Fair	2	3	6	2.34
● Poor	1	2	2	0.78
Performance				78.91



Question	Scheduled organization of assignments, class tests, quizzes & seminars			
Answer	Value	No. of response(s)	Response value	Response %
● Excellent	4	28	112	43.75
● Good	3	35	105	41.02
● Fair	2	0	0	0.00
● Poor	1	1	1	0.39
Performance				85.16



Question	Motivation to Students			
Answer	Value	No. of response(s)	Response value	Response %
● Excellent	4	18	72	28.13
● Good	3	33	99	38.67
● Fair	2	9	18	7.03
● Poor	1	4	4	1.56
Performance				75.39



Question	Clarification of doubts & interaction with students			
Answer	Value	No. of response(s)	Response value	Response %
Excellent	4	22	88	34.38
Good	3	37	111	43.36
Fair	2	3	6	2.34
Poor	1	2	2	0.78
Performance				80.86



Question	Class Control			
Answer	Value	No. of response(s)	Response value	Response %
Excellent	4	19	76	29.69
Good	3	33	99	38.67
Fair	2	5	10	3.91
Poor	1	7	7	2.73
Performance				75.00



Question	Availability of teacher beyond classes & cooperation to solve problems			
Answer	Value	No. of response(s)	Response value	Response %
Excellent	4	25	100	39.06
Good	3	37	111	43.36
Fair	2	1	2	0.78
Poor	1	1	1	0.39
Performance				83.59



Question	Regular checking of laboratory Journals			
Answer	Value	No. of response(s)	Response value	Response %
Excellent	4	18	72	28.13
Good	3	37	111	43.36
Fair	2	6	12	4.69
Poor	1	3	3	1.17
Performance				77.34



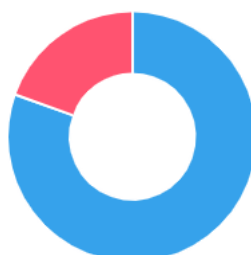
Question	Availability of teacher in the laboratory for whole duration of practical			
Answer	Value	No. of response(s)	Response value	Response %
Excellent	4	23	92	35.94
Good	3	39	117	45.70
Fair	2	1	2	0.78
Poor	1	1	1	0.39
Performance				82.81



Question	Helping the students in conducting experiments through set of instruction or demonstration			
Answer	Value	No. of response(s)	Response value	Response %
Excellent	4	23	92	35.94
Good	3	38	114	44.53
Fair	2	2	4	1.56
Poor	1	1	1	0.39
Performance				82.42



Achieved Scope for improvement



Achieved 80.47 | Scope for improvement 19.53

Interpretation and Action Taken

Enter interpretation and action taken for this feedback.



Shree Santkrupa College of Pharmacy, Ghogaon

Feedback Analysis

Title : Faculty Feedback

Academic Year : 2022-23

Class : Semester III [B. Pharmacy]

Details : Komal Pol

Total number of response(s) : 74 / 76

Question	Regularity and punctuality of the teacher			
Answer	Value	No. of response(s)	Response value	Response %
● Excellent	4	30	120	40.54
● Good	3	37	111	37.50
● Fair	2	5	10	3.38
● Poor	1	2	2	0.68
Performance				82.09



Question	Subject Knowledge of the teacher			
Answer	Value	No. of response(s)	Response value	Response %
● Excellent	4	29	116	39.19
● Good	3	39	117	39.53
● Fair	2	4	8	2.70
● Poor	1	2	2	0.68
Performance				82.09



Question	Communication Skills of the teacher			
Answer	Value	No. of response(s)	Response value	Response %
● Excellent	4	28	112	37.84
● Good	3	41	123	41.55
● Fair	2	3	6	2.03
● Poor	1	2	2	0.68
Performance				82.09



Question	Creating interest in the subject			
Answer	Value	No. of response(s)	Response value	Response %
● Excellent	4	32	128	43.24
● Good	3	36	108	36.49
● Fair	2	3	6	2.03
● Poor	1	3	3	1.01
Performance				82.77



Question	Refers latest development in the field			
Answer	Value	No. of response(s)	Response value	Response %
● Excellent	4	27	108	36.49
● Good	3	41	123	41.55
● Fair	2	4	8	2.70
● Poor	1	2	2	0.68
Performance				81.42



Question	Scheduled organization of assignments, class tests, quizzes & seminars			
Answer	Value	No. of response(s)	Response value	Response %
● Excellent	4	31	124	41.89
● Good	3	38	114	38.51
● Fair	2	3	6	2.03
● Poor	1	2	2	0.68
Performance				83.11



Question	Motivation to Students			
Answer	Value	No. of response(s)	Response value	Response %
● Excellent	4	28	112	37.84
● Good	3	41	123	41.55
● Fair	2	3	6	2.03
● Poor	1	2	2	0.68
Performance				82.09



Question	Clarification of doubts & interaction with students			
Answer	Value	No. of response(s)	Response value	Response %
● Excellent	4	31	124	41.89
● Good	3	38	114	38.51
● Fair	2	3	6	2.03
● Poor	1	2	2	0.68
Performance				83.11



Question	Class Control			
Answer	Value	No. of response(s)	Response value	Response %
● Excellent	4	28	112	37.84
● Good	3	43	129	43.58
● Fair	2	1	2	0.68
● Poor	1	2	2	0.68
Performance				82.77



Question	Availability of teacher beyond classes & cooperation to solve problems			
Answer	Value	No. of response(s)	Response value	Response %
● Excellent	4	33	132	44.59
● Good	3	37	111	37.50
● Fair	2	2	4	1.35
● Poor	1	2	2	0.68
Performance				84.12



Question	Regular checking of laboratory Journals			
Answer	Value	No. of response(s)	Response value	Response %
● Excellent	4	26	104	35.14
● Good	3	44	132	44.59
● Fair	2	2	4	1.35
● Poor	1	2	2	0.68
Performance				81.76



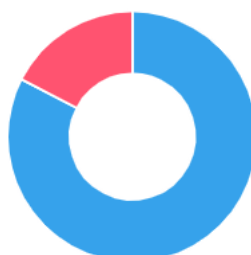
Question	Availability of teacher in the laboratory for whole duration of practical			
Answer	Value	No. of response(s)	Response value	Response %
● Excellent	4	31	124	41.89
● Good	3	39	117	39.53
● Fair	2	2	4	1.35
● Poor	1	2	2	0.68
Performance				83.45



Question	Helping the students in conducting experiments through set of instruction or demonstration			
Answer	Value	No. of response(s)	Response value	Response %
● Excellent	4	29	116	39.19
● Good	3	41	123	41.55
● Fair	2	1	2	0.68
● Poor	1	3	3	1.01
Performance				82.43



Legend: Achieved (Blue), Scope for improvement (Red)



Achieved 82.56 | Scope for improvement 17.44

Interpretation and Action Taken

Enter interpretation and action taken for this feedback.



Shree Santkrupa College of Pharmacy, Ghogaon

Feedback Analysis

Title : Faculty Feedback

Academic Year : 2022-23

Class : Semester V [B. Pharmacy]

Details : Gayatri Suryawanshi

Total number of response(s) : 73 / 77

Question	Regularity and punctuality of the teacher			
Answer	Value	No. of response(s)	Response value	Response %
● Excellent	4	37	148	50.68
● Good	3	26	78	26.71
● Fair	2	6	12	4.11
● Poor	1	4	4	1.37
Performance				82.88



Question	Subject Knowledge of the teacher			
Answer	Value	No. of response(s)	Response value	Response %
● Excellent	4	28	112	38.36
● Good	3	36	108	36.99
● Fair	2	6	12	4.11
● Poor	1	3	3	1.03
Performance				80.48



Question	Communication Skills of the teacher			
Answer	Value	No. of response(s)	Response value	Response %
● Excellent	4	32	128	43.84
● Good	3	32	96	32.88
● Fair	2	6	12	4.11
● Poor	1	3	3	1.03
Performance				81.85



Question	Creating interest in the subject			
Answer	Value	No. of response(s)	Response value	Response %
● Excellent	4	26	104	35.62
● Good	3	38	114	39.04
● Fair	2	5	10	3.42
● Poor	1	4	4	1.37
Performance				79.45



Question	Refers latest development in the field			
Answer	Value	No. of response(s)	Response value	Response %
● Excellent	4	27	108	36.99
● Good	3	34	102	34.93
● Fair	2	8	16	5.48
● Poor	1	4	4	1.37
Performance				78.77



Question	Scheduled organization of assignments, class tests, quizzes & seminars			
Answer	Value	No. of response(s)	Response value	Response %
● Excellent	4	37	148	50.68
● Good	3	29	87	29.79
● Fair	2	4	8	2.74
● Poor	1	3	3	1.03
Performance				84.25



Question	Motivation to Students			
Answer	Value	No. of response(s)	Response value	Response %
● Excellent	4	26	104	35.62
● Good	3	31	93	31.85
● Fair	2	7	14	4.79
● Poor	1	9	9	3.08
Performance				75.34



Question	Clarification of doubts & interaction with students			
Answer	Value	No. of response(s)	Response value	Response %
● Excellent	4	29	116	39.73
● Good	3	36	108	36.99
● Fair	2	3	6	2.05
● Poor	1	5	5	1.71
Performance				80.48



Question	Class Control			
Answer	Value	No. of response(s)	Response value	Response %
● Excellent	4	29	116	39.73
● Good	3	28	84	28.77
● Fair	2	9	18	6.16
● Poor	1	7	7	2.40
Performance				77.05



Question	Availability of teacher beyond classes & cooperation to solve problems			
Answer	Value	No. of response(s)	Response value	Response %
● Excellent	4	37	148	50.68
● Good	3	31	93	31.85
● Fair	2	3	6	2.05
● Poor	1	2	2	0.68
Performance				85.27



Question	Regular checking of laboratory Journals			
Answer	Value	No. of response(s)	Response value	Response %
● Excellent	4	28	112	38.36
● Good	3	32	96	32.88
● Fair	2	8	16	5.48
● Poor	1	5	5	1.71
Performance				78.42



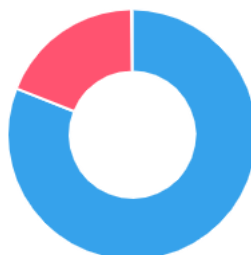
Question	Availability of teacher in the laboratory for whole duration of practical			
Answer	Value	No. of response(s)	Response value	Response %
● Excellent	4	37	148	50.68
● Good	3	29	87	29.79
● Fair	2	5	10	3.42
● Poor	1	2	2	0.68
Performance				84.59



Question	Helping the students in conducting experiments through set of instruction or demonstration			
Answer	Value	No. of response(s)	Response value	Response %
● Excellent	4	38	152	52.05
● Good	3	31	93	31.85
● Fair	2	2	4	1.37
● Poor	1	2	2	0.68
Performance				85.96



Legend: Achieved (Blue), Scope for improvement (Red)



Achieved 81.14 | Scope for improvement 18.86

Interpretation and Action Taken

Enter interpretation and action taken for this feedback.



Shree Santkrupa College of Pharmacy, Ghogaon

Feedback Analysis

Title : Faculty Feedback

Academic Year : 2022-23

Class : Semester VII [B. Pharmacy]

Details : Ms. Priyanka Thorat

Total number of response(s) : 69 / 70

Question	Regularity and punctuality of the teacher			
Answer	Value	No. of response(s)	Response value	Response %
● Excellent	4	32	128	46.38
● Good	3	35	105	38.04
● Fair	2	1	2	0.72
● Poor	1	1	1	0.36
Performance				85.51



Question	Subject Knowledge of the teacher			
Answer	Value	No. of response(s)	Response value	Response %
● Excellent	4	30	120	43.48
● Good	3	35	105	38.04
● Fair	2	4	8	2.90
● Poor	1	0	0	0.00
Performance				84.42



Question	Communication Skills of the teacher			
Answer	Value	No. of response(s)	Response value	Response %
● Excellent	4	30	120	43.48
● Good	3	34	102	36.96
● Fair	2	3	6	2.17
● Poor	1	2	2	0.72
Performance				83.33



Question	Creating interest in the subject			
Answer	Value	No. of response(s)	Response value	Response %
● Excellent	4	33	132	47.83
● Good	3	31	93	33.70
● Fair	2	5	10	3.62
● Poor	1	0	0	0.00
Performance				85.14



Question	Refers latest development in the field			
Answer	Value	No. of response(s)	Response value	Response %
● Excellent	4	27	108	39.13
● Good	3	39	117	42.39
● Fair	2	2	4	1.45
● Poor	1	1	1	0.36
Performance				83.33



Question	Scheduled organization of assignments, class tests, quizzes & seminars			
Answer	Value	No. of response(s)	Response value	Response %
● Excellent	4	36	144	52.17
● Good	3	30	90	32.61
● Fair	2	3	6	2.17
● Poor	1	0	0	0.00
Performance				86.96



Question	Motivation to Students			
Answer	Value	No. of response(s)	Response value	Response %
● Excellent	4	25	100	36.23
● Good	3	33	99	35.87
● Fair	2	8	16	5.80
● Poor	1	3	3	1.09
Performance				78.99



Question	Clarification of doubts & interaction with students			
Answer	Value	No. of response(s)	Response value	Response %
● Excellent	4	27	108	39.13
● Good	3	40	120	43.48
● Fair	2	2	4	1.45
● Poor	1	0	0	0.00
Performance				84.06



Question	Class Control			
Answer	Value	No. of response(s)	Response value	Response %
● Excellent	4	27	108	39.13
● Good	3	35	105	38.04
● Fair	2	6	12	4.35
● Poor	1	1	1	0.36
Performance				81.88



Question	Availability of teacher beyond classes & cooperation to solve problems			
Answer	Value	No. of response(s)	Response value	Response %
● Excellent	4	34	136	49.28
● Good	3	33	99	35.87
● Fair	2	2	4	1.45
● Poor	1	0	0	0.00
Performance				86.59



Question	Regular checking of laboratory Journals			
Answer	Value	No. of response(s)	Response value	Response %
● Excellent	4	24	96	34.78
● Good	3	38	114	41.30
● Fair	2	6	12	4.35
● Poor	1	1	1	0.36
Performance				80.80



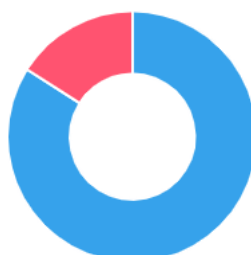
Question	Availability of teacher in the laboratory for whole duration of practical			
Answer	Value	No. of response(s)	Response value	Response %
● Excellent	4	31	124	44.93
● Good	3	35	105	38.04
● Fair	2	3	6	2.17
● Poor	1	0	0	0.00
Performance				85.14



Question	Helping the students in conducting experiments through set of instruction or demonstration			
Answer	Value	No. of response(s)	Response value	Response %
● Excellent	4	33	132	47.83
● Good	3	34	102	36.96
● Fair	2	1	2	0.72
● Poor	1	1	1	0.36
Performance				85.87



Legend: Achieved (Blue), Scope for improvement (Red)



Achieved 84.00 | Scope for improvement 16.00

Interpretation and Action Taken

Enter interpretation and action taken for this feedback.



Shree Santkrupa College of Pharmacy, Ghogaon

Feedback Analysis

Title : Faculty Feedback

Academic Year : 2022-23

Class : Sem II [Pharmaceutics]

Details : Jameel Ahmed Mulla

Total number of response(s) : 15 / 15

Question	Regularity and punctuality of the teacher			
Answer	Value	No. of response(s)	Response value	Response %
● Excellent	4	9	36	60.00
● Good	3	5	15	25.00
● Fair	2	1	2	3.33
● Poor	1	0	0	0.00
Performance				88.33



Question	Subject Knowledge of the teacher			
Answer	Value	No. of response(s)	Response value	Response %
● Excellent	4	10	40	66.67
● Good	3	4	12	20.00
● Fair	2	0	0	0.00
● Poor	1	1	1	1.67
Performance				88.33



Question	Communication Skills of the teacher			
Answer	Value	No. of response(s)	Response value	Response %
● Excellent	4	9	36	60.00
● Good	3	5	15	25.00
● Fair	2	1	2	3.33
● Poor	1	0	0	0.00
Performance				88.33



Question	Creating interest in the subject			
Answer	Value	No. of response(s)	Response value	Response %
● Excellent	4	8	32	53.33
● Good	3	6	18	30.00
● Fair	2	0	0	0.00
● Poor	1	1	1	1.67
Performance				85.00



Question	Refers latest development in the field			
Answer	Value	No. of response(s)	Response value	Response %
● Excellent	4	7	28	46.67
● Good	3	7	21	35.00
● Fair	2	1	2	3.33
● Poor	1	0	0	0.00
Performance				85.00



Question	Scheduled organization of assignments, class tests, quizzes & seminars			
Answer	Value	No. of response(s)	Response value	Response %
● Excellent	4	9	36	60.00
● Good	3	5	15	25.00
● Fair	2	1	2	3.33
● Poor	1	0	0	0.00
Performance				88.33



Question	Motivation to Students			
Answer	Value	No. of response(s)	Response value	Response %
● Excellent	4	6	24	40.00
● Good	3	8	24	40.00
● Fair	2	1	2	3.33
● Poor	1	0	0	0.00
Performance				83.33



Question	Clarification of doubts & interaction with students			
Answer	Value	No. of response(s)	Response value	Response %
● Excellent	4	11	44	73.33
● Good	3	3	9	15.00
● Fair	2	1	2	3.33
● Poor	1	0	0	0.00
Performance				91.67



Question	Class Control			
Answer	Value	No. of response(s)	Response value	Response %
● Excellent	4	9	36	60.00
● Good	3	5	15	25.00
● Fair	2	0	0	0.00
● Poor	1	1	1	1.67
Performance				86.67



Question	Availability of teacher beyond classes & cooperation to solve problems			
Answer	Value	No. of response(s)	Response value	Response %
● Excellent	4	12	48	80.00
● Good	3	2	6	10.00
● Fair	2	1	2	3.33
● Poor	1	0	0	0.00
Performance				93.33



Question	Regular checking of laboratory Journals			
Answer	Value	No. of response(s)	Response value	Response %
● Excellent	4	5	20	33.33
● Good	3	8	24	40.00
● Fair	2	1	2	3.33
● Poor	1	1	1	1.67
Performance				78.33



Question	Availability of teacher in the laboratory for whole duration of practical			
Answer	Value	No. of response(s)	Response value	Response %
● Excellent	4	9	36	60.00
● Good	3	6	18	30.00
● Fair	2	0	0	0.00
● Poor	1	0	0	0.00
Performance				90.00



Question	Helping the students in conducting experiments through set of instruction or demonstration			
Answer	Value	No. of response(s)	Response value	Response %
● Excellent	4	10	40	66.67
● Good	3	4	12	20.00
● Fair	2	1	2	3.33
● Poor	1	0	0	0.00
Performance				90.00



Legend: Achieved (Blue), Scope for improvement (Red)



Achieved 87.43 | Scope for improvement 12.57

Interpretation and Action Taken

Enter interpretation and action taken for this feedback.



Shree Santkrupa College of Pharmacy, Ghogaon

Feedback Analysis

Title : Faculty Feedback

Academic Year : 2022-23

Class : Sem I [Pharmacology]

Details : Prachi Mahamuni

Total number of response(s) : 7 / 7

Question	Regularity and punctuality of the teacher			
Answer	Value	No. of response(s)	Response value	Response %
● Excellent	4	5	20	71.43
● Good	3	2	6	21.43
● Fair	2	0	0	0.00
● Poor	1	0	0	0.00
Performance				92.86



Question	Subject Knowledge of the teacher			
Answer	Value	No. of response(s)	Response value	Response %
● Excellent	4	4	16	57.14
● Good	3	3	9	32.14
● Fair	2	0	0	0.00
● Poor	1	0	0	0.00
Performance				89.29



Question	Communication Skills of the teacher			
Answer	Value	No. of response(s)	Response value	Response %
● Excellent	4	4	16	57.14
● Good	3	3	9	32.14
● Fair	2	0	0	0.00
● Poor	1	0	0	0.00
Performance				89.29



Question	Creating interest in the subject			
Answer	Value	No. of response(s)	Response value	Response %
● Excellent	4	3	12	42.86
● Good	3	4	12	42.86
● Fair	2	0	0	0.00
● Poor	1	0	0	0.00
Performance				85.71



Question	Refers latest development in the field			
Answer	Value	No. of response(s)	Response value	Response %
● Excellent	4	4	16	57.14
● Good	3	3	9	32.14
● Fair	2	0	0	0.00
● Poor	1	0	0	0.00
Performance				89.29



Question	Scheduled organization of assignments, class tests, quizzes & seminars			
Answer	Value	No. of response(s)	Response value	Response %
● Excellent	4	4	16	57.14
● Good	3	3	9	32.14
● Fair	2	0	0	0.00
● Poor	1	0	0	0.00
Performance				89.29



Question	Motivation to Students			
Answer	Value	No. of response(s)	Response value	Response %
● Excellent	4	4	16	57.14
● Good	3	3	9	32.14
● Fair	2	0	0	0.00
● Poor	1	0	0	0.00
Performance				89.29



Question	Clarification of doubts & interaction with students			
Answer	Value	No. of response(s)	Response value	Response %
● Excellent	4	4	16	57.14
● Good	3	3	9	32.14
● Fair	2	0	0	0.00
● Poor	1	0	0	0.00
Performance				89.29



Question	Class Control			
Answer	Value	No. of response(s)	Response value	Response %
● Excellent	4	3	12	42.86
● Good	3	4	12	42.86
● Fair	2	0	0	0.00
● Poor	1	0	0	0.00
Performance				85.71



Question	Availability of teacher beyond classes & cooperation to solve problems			
Answer	Value	No. of response(s)	Response value	Response %
● Excellent	4	5	20	71.43
● Good	3	2	6	21.43
● Fair	2	0	0	0.00
● Poor	1	0	0	0.00
Performance				92.86



Question	Regular checking of laboratory Journals			
Answer	Value	No. of response(s)	Response value	Response %
● Excellent	4	5	20	71.43
● Good	3	2	6	21.43
● Fair	2	0	0	0.00
● Poor	1	0	0	0.00
Performance				92.86



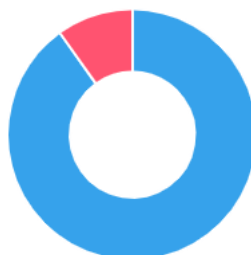
Question	Availability of teacher in the laboratory for whole duration of practical			
Answer	Value	No. of response(s)	Response value	Response %
● Excellent	4	4	16	57.14
● Good	3	3	9	32.14
● Fair	2	0	0	0.00
● Poor	1	0	0	0.00
Performance				89.29



Question	Helping the students in conducting experiments through set of instruction or demonstration			
Answer	Value	No. of response(s)	Response value	Response %
● Excellent	4	6	24	85.71
● Good	3	1	3	10.71
● Fair	2	0	0	0.00
● Poor	1	0	0	0.00
Performance				96.43



Legend: ■ Achieved ■ Scope for improvement



Achieved 90.11 | Scope for improvement 9.89

Interpretation and Action Taken

Enter interpretation and action taken for this feedback.



Shree Santkrupa College of Pharmacy, Ghogaon

Feedback Analysis

Title : Teachers Feedback on Curriculum and Ambience

Academic Year : 2022-23

Class : B. Pharmacy

Details : Activity

Total number of response(s) : 21

Question	How will you rate Academic performance and Ambience of the institute ?			
Answer	Value	No. of response(s)	Response value	Response %
● Excellent	5	19	95	90.48
● Very Good	4	2	8	9.52
● Good	3	0	0	0.00
● Average	2	0	0	0.00
● Need to improve	1	0	0	0.00
Performance				98.10



Question	Availability of Course materials such as Textbooks, Reference Books, Journals, e-Learning etc.			
Answer	Value	No. of response(s)	Response value	Response %
● Excellent	5	15	75	71.43
● Very Good	4	6	24	28.57
● Good	3	0	0	0.00
● Average	2	0	0	0.00
● Poor	1	0	0	0.00
Performance				94.29



Question	Availability of appropriate ICT tools for teaching learning process in the institute ?			
Answer	Value	No. of response(s)	Response value	Response %
● Excellent	5	9	45	42.86
● Very Good	4	12	48	57.14
● Good	3	0	0	0.00
● Average	2	0	0	0.00
● Poor	1	0	0	0.00
Performance				88.57



Question	Whether the syllabus of programme is satisfying the industry needs & requirements ?			
Answer	Value	No. of response(s)	Response value	Response %
● Excellent	5	13	65	61.90
● Very Good	4	6	24	28.57
● Good	3	2	6	9.52
● Average	2	0	0	0.00
● Poor	1	0	0	0.00
Performance				90.48



Question	Whether the promotional activities are available for the staff ?			
Answer	Value	No. of response(s)	Response value	Response %
● Excellent	5	12	60	57.14
● Very Good	4	7	28	33.33
● Good	3	1	3	4.76
● Average	2	1	2	4.76
● Poor	1	0	0	0.00
Performance				88.57



Question	Whether institute provides support for participation in Seminar/Conference/Workshop/FDP ?			
Answer	Value	No. of response(s)	Response value	Response %
Excellent	5	12	60	57.14
Very Good	4	9	36	42.86
Good	3	0	0	0.00
Average	2	0	0	0.00
Poor	1	0	0	0.00
Performance				91.43



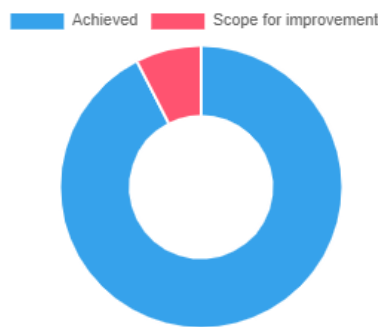
Question	Whether co-curricular and extra-curricular activities conducted in the institute?			
Answer	Value	No. of response(s)	Response value	Response %
Excellent	5	14	70	66.67
Very Good	4	7	28	33.33
Good	3	0	0	0.00
Average	2	0	0	0.00
Poor	1	0	0	0.00
Performance				93.33



Question	Whether Infrastructure facility is adequately available ?			
Answer	Value	No. of response(s)	Response value	Response %
Excellent	5	14	70	66.67
Very Good	4	4	16	19.05
Good	3	3	9	14.29
Average	2	0	0	0.00
Poor	1	0	0	0.00
Performance				90.48



Question	How will you rate the working environment ?			
Answer	Value	No. of response(s)	Response value	Response %
Excellent	5	19	95	90.48
Very Good	4	1	4	4.76
Good	3	1	3	4.76
Average	2	0	0	0.00
Poor	1	0	0	0.00
Performance				97.14



Interpretation and Action Taken

Enter interpretation and action taken for this feedback.